

Project	
Date	
Prepared By	
Model #	CA120WSCCTBK1

Specifications

ELECTRICAL

Watts: 72, 96, 120

Voltage: 120-277VAC

Power Factor: >0.9

Operating Temp. Range:
-40°F (-40°C) to 113°F (45°C)

LIGHT

Lumens:

9300, 12400 or 15600

Color Temperature:

3000K, 4000K or 5000K

CRI: 80+

AGENCY APPROVALS

UL: Yes

UL Wet Location Rated: Yes

DLC® Premium: Yes

PRODUCT DETAILS

Finish Color: Black

Lense: Polycarbonate

Warranty: 5 years

Fixture

Rated Life: 50,000 hours

Lumen Maintenance:

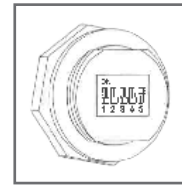
L70 at 54,000 (75°C)

Dimensions:

12"L x 12"W

LED Canopy

Color and Wattage Selectable



ORDER CODE:

11626

MODEL NUMBER:

CA120WSCCTBK1

COLOR SELECTABLE:

3000K, 4000K, 5000K

LUMEN LEVEL:

9300 lumens - 72 watts

12400 lumens - 96 watts

15600 lumens - 120 watts

DLC® PRODUCT ID:

PLCT86TUC420

REBATE AVAILABILITY*

PRODUCT DESCRIPTION

EarthTronics LED Canopy Fixture features a low profile design that provides the flexibility to insure the correct light level and color temperature desired in different applications. Select from 3000K, 4000K or 5000K color temperatures as well as 9300, 12400 or 15600 lumen levels, this is easily done by the dial switch located on the side of the product. It features a high 80+ CRI providing an excellent light source for nearly any task. The lens are sealed and tested for IP65. These canopy fixtures feature 120-277V dual wattage operation. They are equipped standard with a 0 - 10 volt continuous dimming driver with a dimming range capability of 10% to 100%. This fixture is ideal for warehouses, offices, factories, hospitals and hotels. Photocell option is built in which helps improve security. DLC® listed product.

PRODUCT FEATURES

- + Select from 3000K, 4000K & 5000K
- + Wattage selectable: 72, 96, 120
- + Standard 120-277V
- + 0-10V continuous dimming driver
- + Photocell built in
- + Dimming range of 10% to 100%
- + Suitable for wet locations.
- + Factory preset to maximum wattage, 5000K
- + Sealed to and tested for IP65
- + 4K surge protector
- + DLC® Technical Requirement 5.1

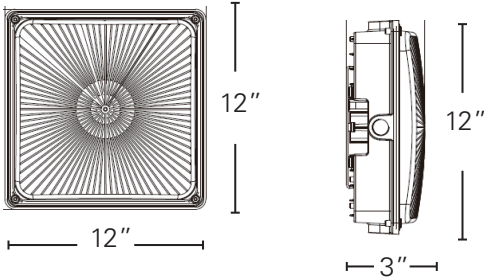
APPLICATIONS

- + Warehouses
- + Offices
- + Factories
- + Hotels
- + Hospitals
- + Parking Garage

MOUNTING OPTIONS

- + Surface J-Box
- + Pendant Mount

PRODUCT DETAILS



PACKAGE DETAILS

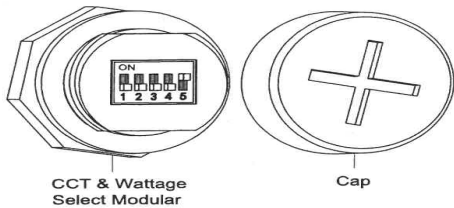
INDIVIDUAL PACKAGE

Individual Carton Qty: 1
 Dimensions:
 12.08" L x 12.59" D x 4.25" W
 Weight: 7.14 LBS
 UPC: 840791116265

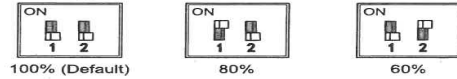
MASTER CARTON

Individual Carton Qty: 4
 Dimensions:
 13.58" L x 17.80" D x 13.39" W
 Weight: 32.19 LBS
 UPC: 84079111626500

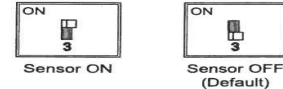
COLOR AND WATTAGE SELECTABLE



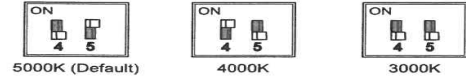
Wattage Select



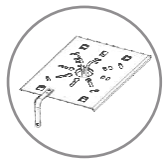
Photocell



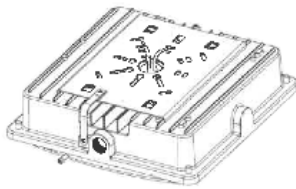
CCT Select



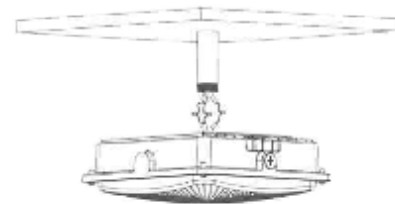
MOUNTING VARIATIONS



Connecting Plate



Surface Mount



Pendant Mount

Easily access our DLC qualified products with rebates in your area.

ACCESS IT HERE: [Rebate Finder - LED Canopy](#)

www.earthtronics.com/rebate-finder/catalog/

