

Select Series LED Wall Pack

Product Specifications



TCP's Select Series LED Wall Pack combines the look of a traditional wall pack with industry-defining selectable features. This energy-saving HID alternative empowers you to select both wattage and correlated color temperature all while delivering bright, uniform light. A long 50,000 hour rated life significantly decreases maintenance labor and material costs over the life of the fixture. The robust die-cast aluminum housing incorporates an impact-resistant 90 degree acrylic lens and a 2950K CCT option. An integrated photocell option is available for dusk-to-dawn control. The wall pack mounts directly to a standard junction box for easy traditional fixture retrofits.

Reasons to choose the Select Series LED Wall Packs from TCP

- Delivers bright, white light with excellent uniformity
- Wet location rated for safe outdoor usage
- Durable construction with die-cast aluminum housing and impact-resistant polycarbonate lens
- CCT and wattage selectable

Ideal Applications

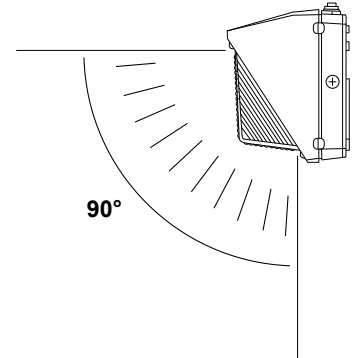
- Site Lighting
- Security Lighting
- Entrances
- Perimeters
- Dark Sky Conscious Applications

Specifications

Input Line Voltage 120V-277V, 120V-347V
 Input Line Frequency (Hz) 50/60HZ
 Wattage(W)..... 35/45/55W Selectable & 115W Fixed
 Lumens(l)..... 4725/6075/7425L Selectable & 15525L Fixed
 Lumens per Watt (LPW)..... 135LPW
 CCT 2950K, 4000K, 5000K
 Rated Life..... 50,000 hours
 Minimum Starting Temperature -40°C (-40°F)
 Maximum Operating Temperature..... 50°C (122°F)
 CRI >80
 Power Factor >0.95
 THD..... <20%
 Surge Protection 4KV (Line to Ground)
 Ratings cULus wet location rated
 Controls..... 0-10V Dimming (standard), PC option available



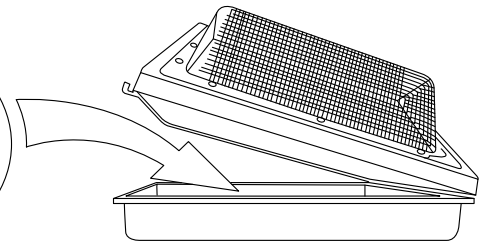
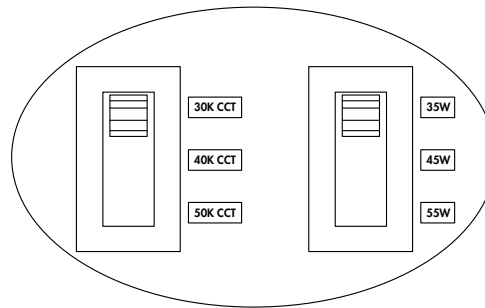
2950K CCT is compliant with Dark Sky Requirements



Integrated 90 degree lens reduces uplight concerns

CCT and Wattage Selectable

Up to 9 CCT and wattage combinations.
 Internal switches maintain wet location rating.



Replacement Strategy

TYPE	WATTAGE*	ENERGY SAVINGS (%)
TCP LED Select Wall Pack - 4,750 Lumens	35W	—
100W - 150W Metal Halide	100W - 150W	65% - 77%
TCP LED Select Wall Pack - 6,075 Lumens	45W	—
175W Metal Halide	175W	75%
TCP LED Select Wall Pack - 7,425 Lumens	55W	—
250W Metal Halide	250W	80%
TCP LED Select Wall Pack - 15,525 Lumens	115W	—
400W Metal Halide	400W	71%

*Actual wattage may differ by +/- 5%, when operating between 120-277V +/- 10%.

NOTE: Charts show system lumens (delivered lumens), NOT straight lamp lumen output.
 This is calculated as follows:

$$\text{System lumens} = \text{mean lumens} \times \text{\# lamps} \times \text{ballast factor} \times \text{luminaire efficiency factor}$$



Applications

This product family can be effectively used in outdoor wall mount locations. Commercial, industrial, retail and healthcare exterior lighting, parking lot, cargo door, high wall, area, security, etc.

Construction

- Die-cast aluminum housing
- Impact-resistant polycarbonate lens
- Durable bronze powder coat
- Same footprint as existing HID wall packs
- Operating Temperature: -40°C to 50°C
- Four knockouts available for wiring (three knockouts when photocell option is chosen)

Electrical

- cULus wet location rated
- Easy-to-access wiring compartment
- System rated for long 50,000 hour life
- Efficiently delivers up to 135 LPW
- Optional photocell (PC)

Optics

- Prismatic polycarbonate lens
- Delivers bright, white light and excellent uniformity
- Integrated 90 degree lens to minimize uplight concerns

Item Number	
Notes	Type

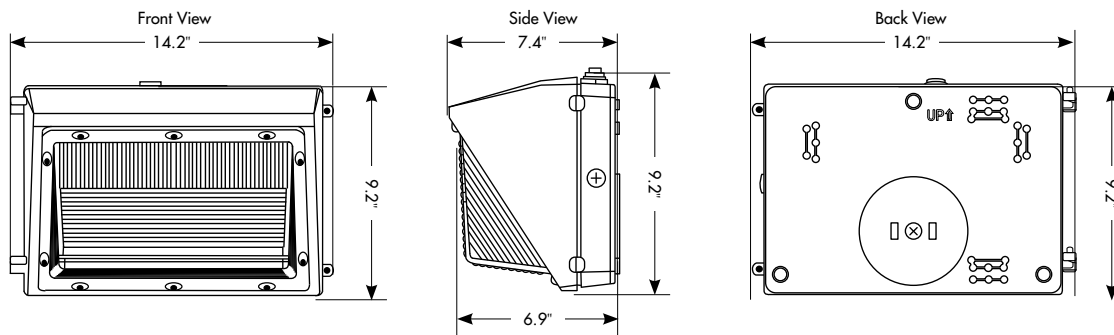


Listings

UL and cUL listed
RoHS Compliant
DLC 5.1 Standard

Warranty

Five year limited warranty against defects in manufacturing.



Catalog Ordering Matrix Example: TWPHZDB1CCT

FAMILY	VOLTAGE	CONTROLS/DIMMING	LUMEN PACKAGE (Power) ^{1,2}	SELECTABLE COLOR TEMPERATURE	FACTORY INSTALLED OPTIONS
TWP – Traditional Wall Pack	U – 120V-277V H – 120V-347V	ZD – 0-10V Dimming	B1 – 4725/6075/7425L (35/45/55W) B2 – 15525L (115W)	CCT – 2950K/4000K/5000K	PC – Photocell

¹ Approximate lumen output. Actual performance may vary based on CCT, options selected and end user application.
² Actual wattage may differ by +/- 10%.

Field Installed Accessories:

Item Number	Description
CPEBATTERY	8W 90 min. waterproof emergency backup

For the most up-to-date specs and warranty information, please visit www.tcpi.com



TECHNOLOGY CAST IN A BEAUTIFUL LIGHT

For over 20 years, TCP has been designing, developing and delivering energy-efficient lighting into the market. Thanks to our cutting-edge technology and manufacturing expertise, we have shipped billions of high quality lighting products. With TCP, you can count on a lighting product that is designed to meet the needs of the market - that transforms your surroundings and envelopes you in warmth - lighting that generates beauty with every flip of the switch.

Sales:

Date:

Model:

Project:

Rep:

Catalog Number:

Type:

Notes:



For more information on the quality and care TCP can deliver, call us at **800.324.1496** or visit tcp.com

325 Campus Dr. | Aurora, Ohio 44202 | P: 800.324.1496 | F: 877.487.0516