



PCA® Shower Flow Controller

Pressure Compensating
1/2"-NPT Female x 1/2"-NPT Male

Features and Benefits

- ▶ Solid brass construction.
- ▶ Standard 1/2" shower threads.
- ▶ Built-in E-US Type flow regulator for constant flow from 20 to 80 psi.


Options Available

Part #	Description
50472	1.5 gpm - Green flow regulator
50473	1.75 gpm - Light Blue flow regulator
50474	2.0 gpm - Lilac flow regulator

Packaging:

PCA® shower flow controller

1 pc (bag), 6 pcs (tube)



Certification


Materials

Name	Material
Body	Brass
Core	Acetal
O-ring	EPDM


Technical Data

Medium: Clear water only

Continuous



Short-term (5 minutes max.)



Dimensions

