

FLD-G2 Series LED Flood Light Luminaire



FLD-G2-3L
Knuckle Mount



FLD-G2-20L
Slipfitter Mount

Product Highlights

- Durable die-cast aluminum housing
- Adjustable mounting arms for perfect mounting angle
- Medium wide flood optics NEMA Type 6Hx5V
- Impact resistant lens
- Adjustable color temperature and wattage models available
- 10 Year Warranty

Jarvis FLD-G2 Series

Durable die-cast aluminium housing

Adjustable mounting arms for perfect mounting angle

Dedicated flood optics

Competitors' Products

Plastic housing can easily crack or break

Fixed arm limits mounting options

Generic optics increase glare without properly illuminating the space

Ordering Guide: Example: *FLD-G2-9L-50K-BRZ-YK-DIM*

Product Family	Lumen Output	CCT	Housing Color	Mounting Option	Dimming	Factory Installed Accessories
FLD-G2 LED Flood Light Luminaire	1L - 1,790 lm / 15W	40K - 4000K	BRZ - Bronze	KM - Knuckle Mount *Available for 1L - 9L YK - Yoke Mount *Available for 9L - 20L SFM - Slipfitter Mount *Available for 9L - 20L	DIM - 0-10V / 1-10V Dimming	+A299 - 120- 277V Button Photocell +A300 - 120V Button Photocell
	3L - 3,535 lm / 30W	50K - 5000K				
	6L - 6,253 lm / 50W	30K/40K/50K - 3000K / 4000K / 5000K Selectable				
	9L - 8,838 lm / 70W					
	11L - 11,382 lm / 90W					
	20L - 18,110 lm / 150W					
	3ML6 - 3,600 lm / 30W (Selectable) 5,300 lm / 40W 6,512 lm / 50W					

Variants in blue are typically quick ship items. Other variants are typically special order with longer lead time.

Electrical

Input Voltage: 120-277V 50/60Hz

Power Factor: >.9 at full load

Total Harmonic Distortion: <20% full load

Operating Temperature Range: -40°C to 45° C Ambient (-40°F to 113°F)

DLC Product ID and Specifications:

Jarvis Model #	DLC Product ID	Input	Lumens	Wattage	CCT	CRI	PF
FLD-G2-1L-50K-BRZ-KM-DIM	S-HGXLUJ	120-277V 50/60Hz	1,790 lm	15W	5000K	≥ 70	≥ 0.9
FLD-G2-3L-50K-BRZ-KM-DIM	S-8AX7C3	120-277V 50/60Hz	3,535 lm	30W	5000K	≥ 70	≥ 0.9
FLD-G2-3ML6-30K/40K/50K-BRZ-KM-DIM	S-Z90DPH	120-277V 50/60Hz	3,600 / 5,300 / 6,512 lm	30W / 40W / 50W	3000K / 4000K / 5000K	≥ 80	≥ 0.9
FLD-G2-6L-50K-BRZ-KM-DIM	S-ZGTH2F	120-277V 50/60Hz	6,253 lm	50W	5000K	≥ 70	≥ 0.9
FLD-G2-9L-50K-BRZ-[SFM,YK]-DIM	S-8AD06Y	120-277V 50/60Hz	8,838 lm	70W	5000K	≥ 70	≥ 0.9
FLD-G2-11L-50K-BRZ-[SFM,YK]-DIM	S-R0VJ5A	120-277V 50/60Hz	11,382 lm	90W	5000K	≥ 70	≥ 0.9
FLD-G2-20L-50K-BRZ-[SFM,YK]-DIM	S-WPFCQAQ	120-277V 50/60Hz	18,110 lm	150W	5000K	≥ 70	≥ 0.9

Controls and Dimming

0-10V dimming leads are default on all 15W-90W models.

1-10V dimming leads are default on all 150W models.

All dimming wires are accessible outside the fixture body.

The FLD-G2 Series is compatible with many photosensors. Contact a Jarvis representative for more information.

Construction and Materials

Housing is constructed from die-cast 383(ADC12) alloy aluminum and features either an adjustable knuckle mount, adjustable yoke mount, or adjustable slipfitter mount.

Die-cast housing features a powdercoat finish with UV protection to ensure longevity of color. Powdercoat finish is applied directly to aluminum housing and will not crack or peel. Default color is bronze. Custom colors are available. Contact factory for additional color information.

LEDs are reflow soldered to a metal core circuit board, providing greater thermal transfer than standard circuit board materials.

Lens construction is shatter resistant polycarbonate with medium flood optics.

Luminaire's construction contains zero glass or mercury.

Fasteners are stainless-steel and will not rust or create rust-streaks.

*FLD-G2-11L
Yoke Mount*





Regulatory and Voluntary Qualifications

UL listed to UL1598 and UL8750 for both US and Canada

State of California Title 24 Compliant when installed in accordance with local requirements

DesignLights Consortium® (DLC) Premium qualified product. Not all versions of this product may be DLC qualified. Please check the DLC Qualified Products List at www.designlights.org/QPL to confirm which versions are qualified.

IP65 Rated

Rated for Wet Locations

Contact Jarvis representative for details.

Warranty and Lifetime

FLD Series carries a 10-year limited warranty. Contact Jarvis representative for details.

Projected LED lifetime exceeds 50,000 hours under most operating conditions. Lifetime projections are calculated using data including LM-79, LM-80 and TM-21 calculations. Contact Jarvis representative for details.

Installation

FLD-G2 Luminaire can be ordered with 3 different mounting options, knuckle mount, yoke mount, and slipfitter mount.

To adjust the wattage and color temperature on Installation wattage/cct selectable fixtures, remove the back plug with a screw driver and adjust the switches to the corresponding position as required.

The knuckle mount arm allows the luminaire to be installed into any 1/2" NPS thread or standard junction box and features 180° adjustability.

The yoke mount allows the luminaire to be installed onto either a wall or flat surface. Wall materials and mounting conditions vary by structure and project – contact factory for suggesting which fasteners are optimal. The yoke mount is adjustable and the luminaire may be adjusted to the exact position required for each specific application.

The slipfitter mount allows the luminaire to be installed onto round pole-top, tenon or pipe-stub up to 2.3" in diameter and features 180° adjustability.


All models ship with at least 10" of wire protruding from the mounting arm to allow for ease of wiring.

Accessories

The FLD-G2 series is compatible with a variety of photocells and motion sensor systems. Contact a Jarvis representative for more information.

Photometrics

Photometric information, including LM-79 reports and .IES files are available for most models at www.jarvislighting.com. Site photometrics and lighting layouts are available. Contact a Jarvis representative.



*FLD-G2-9L
Knuckle Mount*

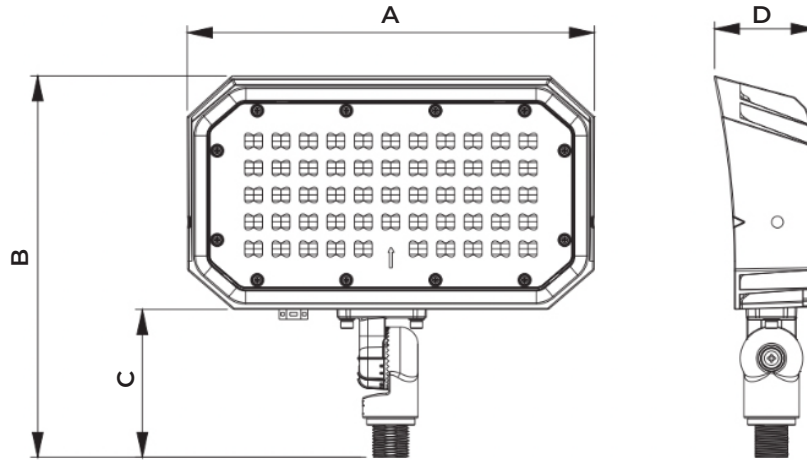


*FLD-G2-1L
Knuckle Mount*

Product Weight:

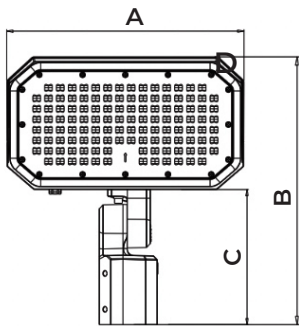
Model	Net Weight
FLD-G2-1L (Knuckle Mount)	1.1 lbs
FLD-G2-3L (Knuckle Mount)	1.6 lbs
FLD-G2-6L (Knuckle Mount)	2.8 lbs
FLD-G2-9L (Knuckle Mount)	5.9 lbs
FLD-G2-9L (Yoke Mount)	6.2 lbs
FLD-G2-9L (Slipfitter Mount)	7.0 lbs
FLD-G2-11L (Yoke Mount)	6.8 lbs
FLD-G2-11L (Slipfitter Mount)	7.7 lbs
FLD-G2-20L (Yoke Mount)	9.5 lbs
FLD-G2-20L (Slipfitter Mount)	10.5 lbs

Dimensions:

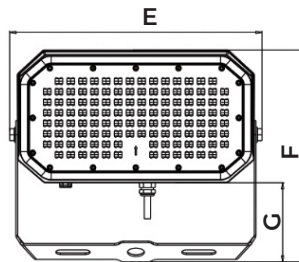


(Knuckle)

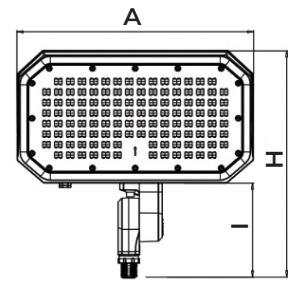
Catalog Number	A	B	C	D
FLD-G2-1L	5.1"	6.1"	3.3"	1.8"
FLD-G2-3L	7.0"	7.2"	3.3"	2.0"
FLD-G2-6L	9.0"	8.4"	2.2"	2.3"



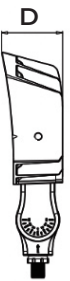
(Slip-fitter)



(Yoke)



(Knuckle)



Catalog Number	A	B	C	D	E	F	G	H	I
FLD-G2-9L/11L	12.2"	13.7"	6.9"	3.2"	13.4"	10.9"	4.1"	11.7"	4.8"
FLD-G2-20L	14.4"	14.5"	7.1"	3.3"	15.2"	11.5"	4.1"	12.4"	5.0"



BRIGHT DONE RIGHT™

